

---

---

TO ACCOMPANY  
AIR PILOT'S MANUAL – VOLUME 6


---

---

# Questions, Answers & Explanations

UK CAA & EASA PPL(A) & (H)  
Revision Papers

## Operational Procedures



Written and illustrated by  
Helena B A Hughes



**POOLEYS**  
Air Pilot Publishing

**STOP PRESS – New UK CAA PPL e-Exams** - The UK CAA are introducing new PPL e-Exams from October 2020. Rather than using paper exam sets, all the exams will now be taken online under controlled conditions. They will, however, still be taken at your flying school and under the supervision of an approved individual. Please note that the syllabus has not changed. By reading the Air Pilots Manuals and other reading materials mentioned in the books, and by testing yourself with the following test papers, you will be ready to undertake these new exams. The CAA has issued guidance for students taking these exams and this can be found by searching online for CAP1903G.

Nothing in this manual supersedes any UK and EU legislation or European Aviation Safety Agency (EASA) Regulations or procedures; or any operational documents issued by any United Kingdom Government Department, the Civil Aviation Authority, National Aviation Authorities, the manufacturers of aircraft, engines and systems, or by the operators of aircraft throughout the world. As maps and chart are changed regularly, any extracts reproduced in this book must not be used for flight planning or flight operations.

Copyright © 2022 Pooleys Flight Equipment Limited.

UK CAA & EASA Private Pilot Licence Aeroplane & Helicopter Questions, Answers & Explanations – Operational Procedures

ISBN 978-1-84336-209-8

First Edition published March 2014

Reprint September 2015

Reprint February 2016

Reprint January 2017

Revised Edition July 2017

Revised Edition September 2020

Second Edition December 2022

All rights reserved. No part of this book may be reproduced or transmitted in any form by any means, electronic or mechanical, including photocopying, recording or by any information storage and retrieval system, without permission from the publisher in writing.

Origination by Pooleys Flight Equipment Limited.

Published by Pooleys Flight Equipment Ltd

Elstree Aerodrome

Hertfordshire WD6 3AW

Tel: +44(0)20 8953 4870

Web: [www.pooleys.com](http://www.pooleys.com)

Email: [sales@pooleys.com](mailto:sales@pooleys.com)

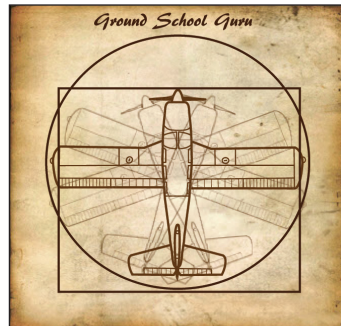
---

---

## AUTHOR

---

---



### **Helena B A Hughes** BA(Hons) BSc(Hons)

Helena Hughes was born into an aviation household, having her first informal “flying lesson” at the age of four. Her late father David was a flying instructor and also flew corporate jets. On leaving University Helena obtained her PPL. Shortly afterwards she started work in Air Traffic Control at London Luton Airport earning her Controllers Licence in 1990.

Helena continues to be an operational Air Traffic Control Officer and is posted to London Terminal Control at Swanwick working “Thames Radar”, “Luton Radar” and “Heathrow Special”. She is involved in controller training as both an Instructor and Evaluator as well as being a Unit Competency Assessor.

Helena holds a fixed wing CPL/IR and has been a flying instructor since 1996. She has also held a PPL(H).

She is an ROCC Assessor, FRTOL Examiner and a member of the Senior FRTOL Examiner Panel.

In addition to this series of books Helena has authored Pooley’s Radiotelephony Communications Manual, written and performed several audio CDs and has edited volumes of the Air Pilot’s Manual.

Away from aviation Helena has an interested in astronomy, completing a degree in 2020, and is an intermittently enthusiastic gardener.

For their help in the production of this series Helena would like to thank: Brenda Hughes; Andrew Temple of Solent Flight Ltd; An Vrancken and Harriet Ewing.

---

---

## INTRODUCTION

---

---

This book is intended as an aid to revision and examination preparation for those studying for the grant of an UK CAA and EASA PPL. Ideally its use should follow a period of self or directed study to consolidate the knowledge acquired and identify any areas of weakness prior to attempting the PPL examinations themselves.

The questions and answers in this publication are designed to reflect those appearing in the current examination papers and are set out in a representative format. No attempt has been made to replicate any actual examination paper.

Blank answer sheets are provided at the end of the book which may be photocopied to enable multiple attempts at each exam.

---

---

## EDITORS

---

---

### **Dorothy Saul-Pooley** LLB(Hons) FRAeS

Dorothy holds an ATPL (A) and a CPL (H), and is both an instructor and examiner on aeroplanes and an instructor on helicopters. She is Head of Training for a school dedicated to running Flight Instructor courses at Shoreham. She is also a CAA Flight Instructor Examiner. In addition, having qualified as a solicitor in 1982, Dorothy acted for many years as a consultant specialising in aviation and insurance liability issues, and has lectured widely on air law and insurance issues. This highly unusual combination of qualifications led to her appointment as Honorary Solicitor to the Guild of Air Pilots and Navigators (GAPAN). Dorothy is a Fellow of the Royal Aeronautical Society, first Chairman of the GAPAN Instructor Committee, and past Chairman of the Education & Training Committee. She has just completed her term of office as the Master for the year 2014-15 of the Honourable Company of Air Pilots (formerly GAPAN). She is also Chairman of the Professional Flying Instructors Association. In 2003 she was awarded the Jean Lennox Bird Trophy for her contribution to aviation and support of Women in Aviation and the BWPA (British Women Pilots Association). In 2013 Dorothy was awarded the prestigious Master Air Pilots Certificate by GAPAN. A regular contributor to seminars, conferences and aviation publications. Dorothy is the author and editor of a number of flying training books and has published articles in legal and insurance journals.

### **Daljeet Gill** BA(Hons)

Daljeet is the Head of Design & Development for Pooleys Flight Equipment and editor of the Air Pilot's Manuals, Guides to the EASA IR & CPL Flight Test, Pre-flight Briefing and R/T Communications as well as many other publications. Daljeet has been involved with the editing, typesetting and designing of all Pooleys publications and products since she joined us in 2001. Graduating in 1999 with a BA(Hons) in Graphic Design, she deals with marketing, advertising, exhibition design and technical design of our manufactured products in the UK. She maintains our website and produces our Pooleys Catalogue. Daljeet's design skills and imaginative approach have brought a new level of clarity and readability to the projects she has touched.

### **Sebastian Pooley** FRIN FRAeS

Sebastian is Managing Director of Pooleys Flight Equipment and a Director of Air Pilot Publishing. He holds a PPL(A). Sebastian is a Committee Member of the GANG - the General Aviation Navigation Group, part of the Royal Institute of Navigation and a judge for the International Dawn to Dusk Competition. He is a Liveryman of the Honourable Company of Air Pilots, a Fellow of the Royal Institute of Navigation and a Fellow of the Royal Aeronautical Society.

---

---

# EASA PRIVATE PILOT LICENCE – AEROPLANE – OPERATIONAL PROCEDURES

---

---

Before attempting these practice examination papers, you should have read the Air Pilot's Manual, Vol. 6 – Human Performance and Operational Procedures and have completed the Progress Tests throughout the manual. In addition, you should read APM Volume 2, Air Law and Meteorology, Section 1, Chapter 9, Registration and Airworthiness and Chapter 13, Search and Rescue (SAR).

The Operational Procedures examination consists of 12 questions; the time allowed is 30 minutes.

The pass mark is 75%.



Please read each question carefully and ensure you understand it fully before making your choice of answer.

Each question is multiple choice with four possible answers A, B, C and D. You should indicate your chosen answer by placing a cross in the appropriate box on the answer sheet.

Blank answer sheets are to be found at the end of this publication, these may be photocopied.

**PLEASE NOTE:** *Any discussion contained within regarding emergency procedures is for guidance only and particular circumstances will vary. The procedures described here should be considered general principles, the Emergency Checklist and Pilot's Operating Handbook will contain instructions and procedures to be followed specific to your aircraft type.*

Operational Procedures Paper 1 – Questions	3
Operational Procedures Paper 1 – Answers	6
Operational Procedures Paper 1 – Explanations	7
Operational Procedures Paper 2 – Questions	11
Operational Procedures Paper 2 – Answers	14
Operational Procedures Paper 2 – Explanations	15



Operational Procedures Paper 3 – <i>Questions</i>	21
Operational Procedures Paper 3 – <i>Answers</i>	24
Operational Procedures Paper 3 – <i>Explanations</i>	25
Operational Procedures Paper 4 – <i>Questions</i>	29
Operational Procedures Paper 4 – <i>Answers</i>	32
Operational Procedures Paper 4 – <i>Explanations</i>	33
Operational Procedures Paper 5 – <i>Questions</i>	37
Operational Procedures Paper 5 – <i>Answers</i>	40
Operational Procedures Paper 5 – <i>Explanations</i>	41
Operational Procedures Paper 6 – <i>Questions</i>	47
Operational Procedures Paper 6 – <i>Answers</i>	50
Operational Procedures Paper 6 – <i>Explanations</i>	51
Operational Procedures Paper 7 – <i>Questions</i>	55
Operational Procedures Paper 7 – <i>Answers</i>	58
Operational Procedures Paper 7 – <i>Explanations</i>	59